

Hair Sheep 101

R. Reid Redden, PhD
Associate Professor,
Sheep & Goat Specialist
Reid.redden@ag.tamu.edu
(325) 653-4576 office
(830) 591-3213 cell

TEXAS A&M
AGRILIFE
EXTENSION

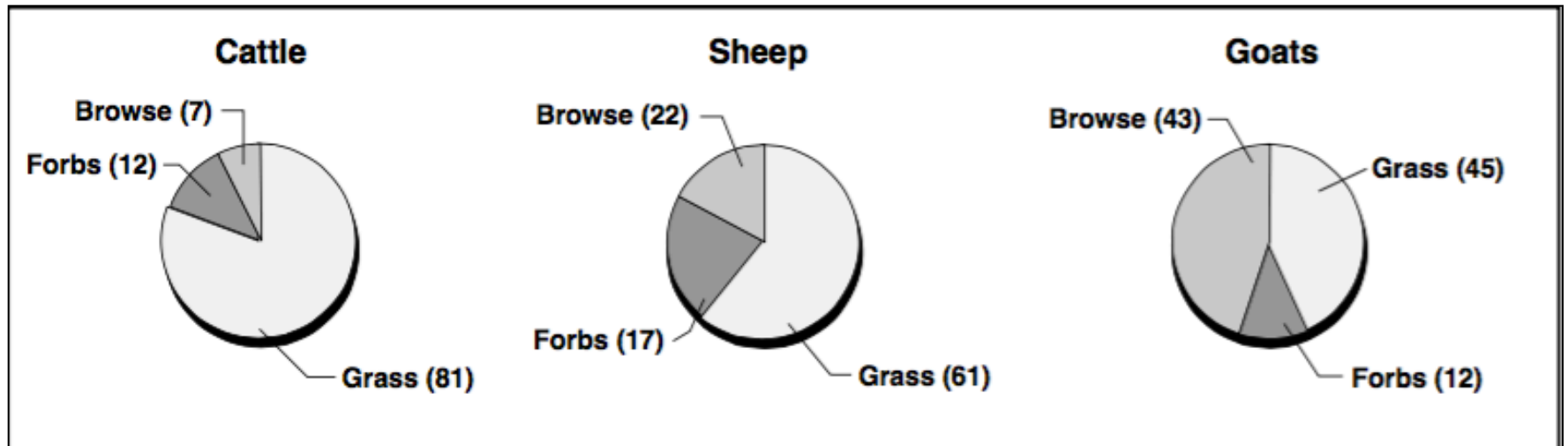
KISS - Keep It Simple Stupid



Key Step

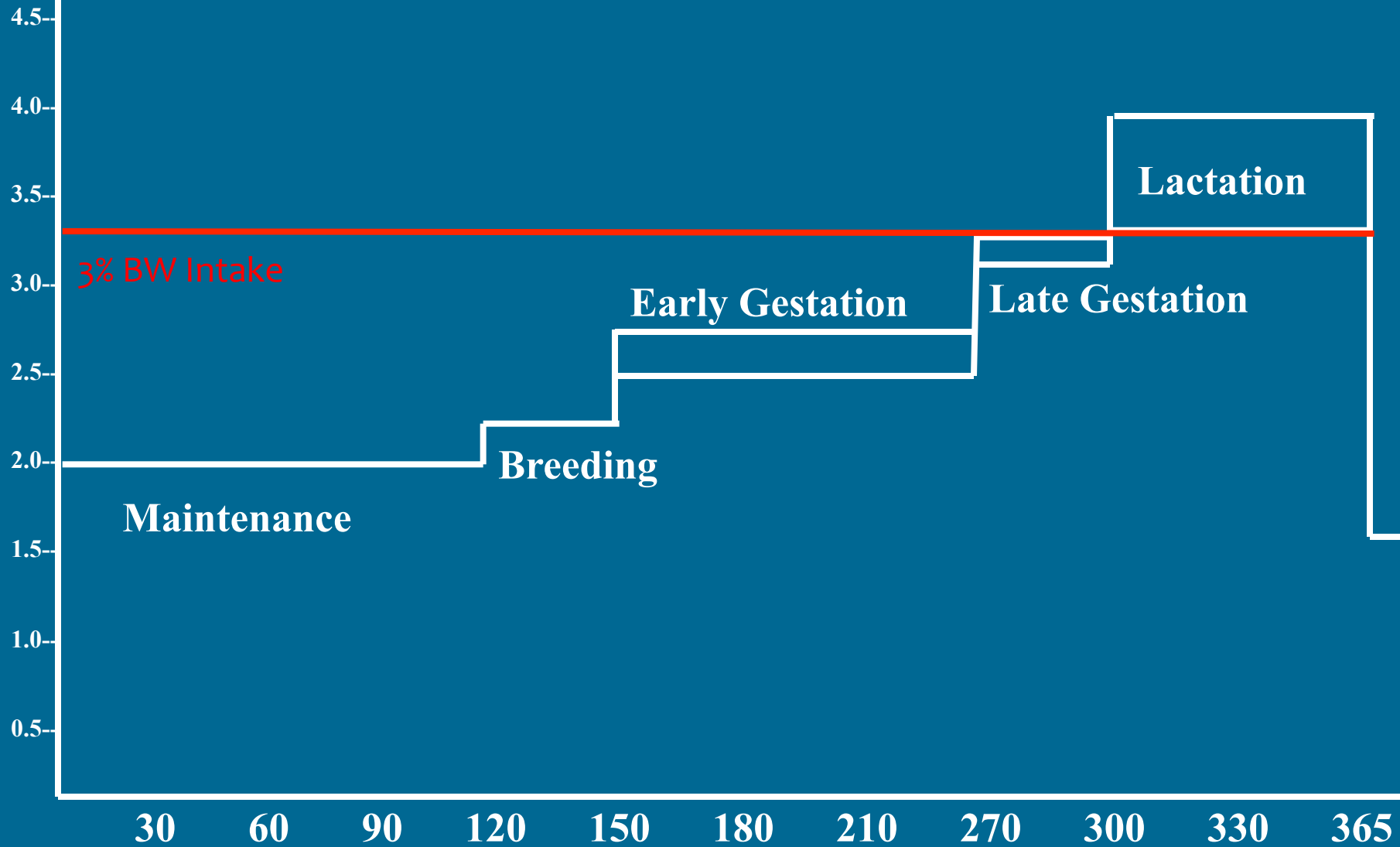
- ⦿ What's Your Business Management Plan?
 - ⦿ Feed Resources
 - ⦿ Determines Profit or Loss
 - ⦿ Predators
 - ⦿ Theft
 - ⦿ Parasites
 - ⦿ Internal Issues

Don't Try and Fit a Square Peg Through a Round Hole



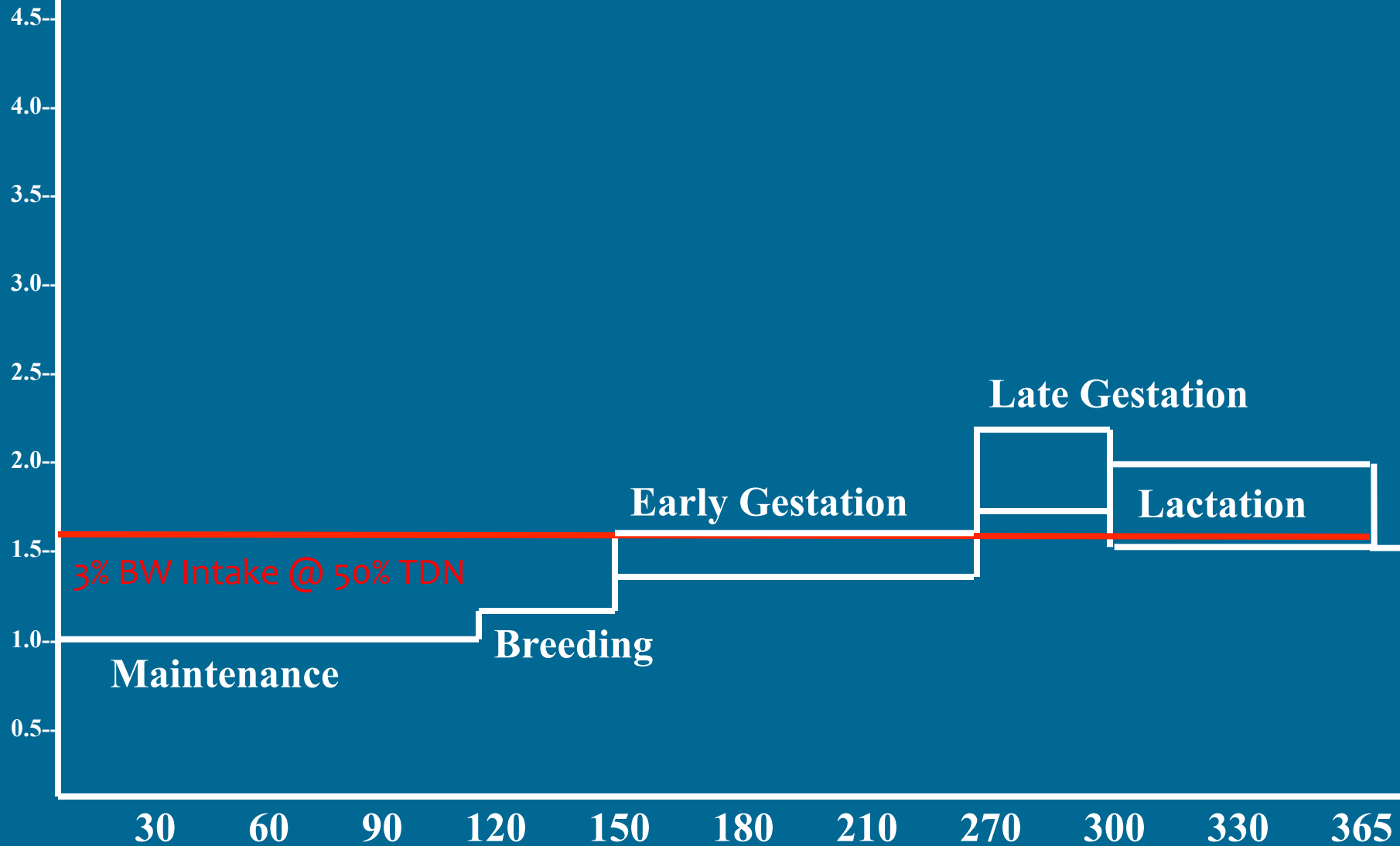
#DMI/day

Daily DMI Requirements – 110 pound Breeding Ewes

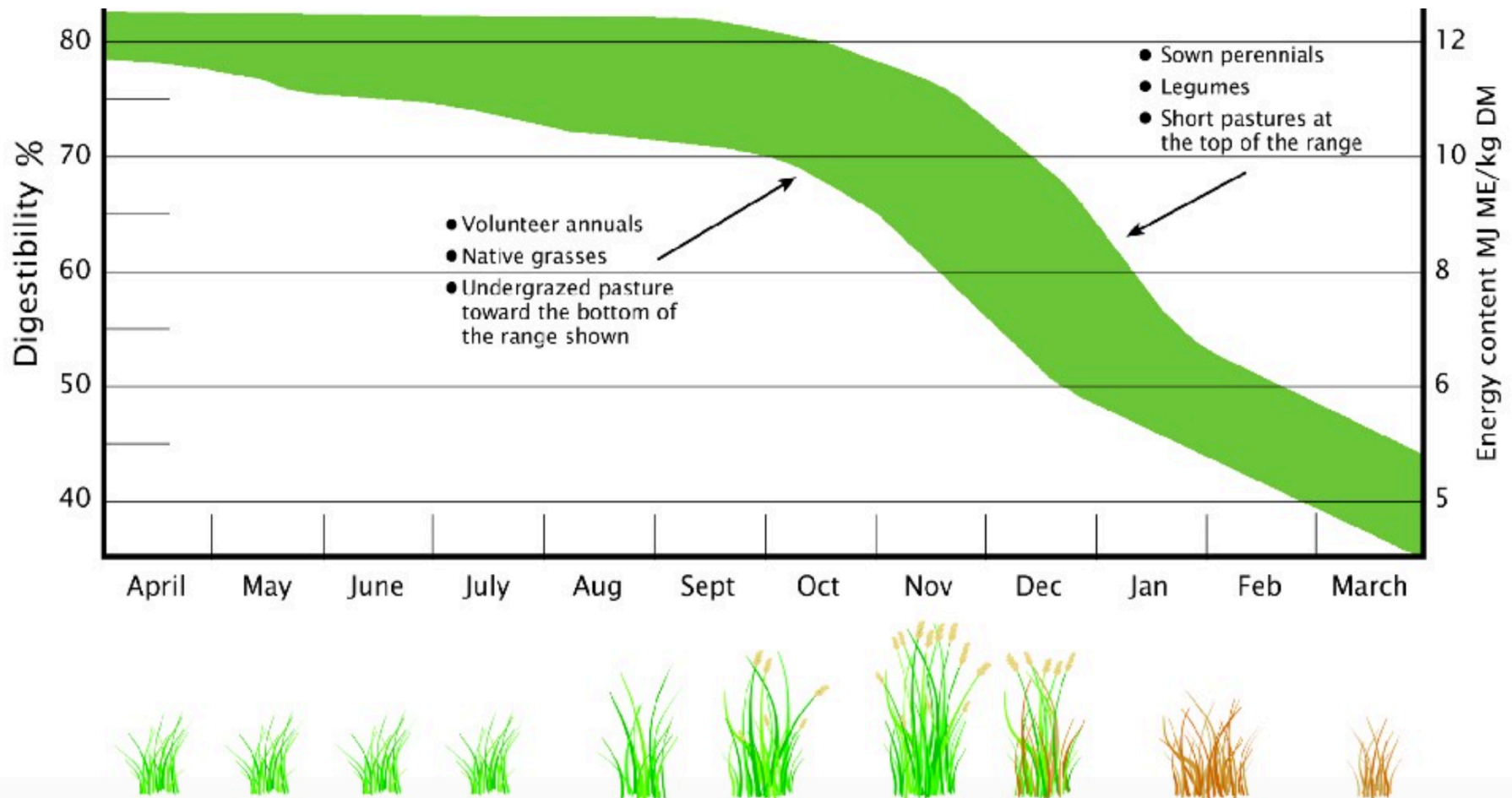


#TDN/day

Daily TDN Requirements – 110 pound Breeding Ewes

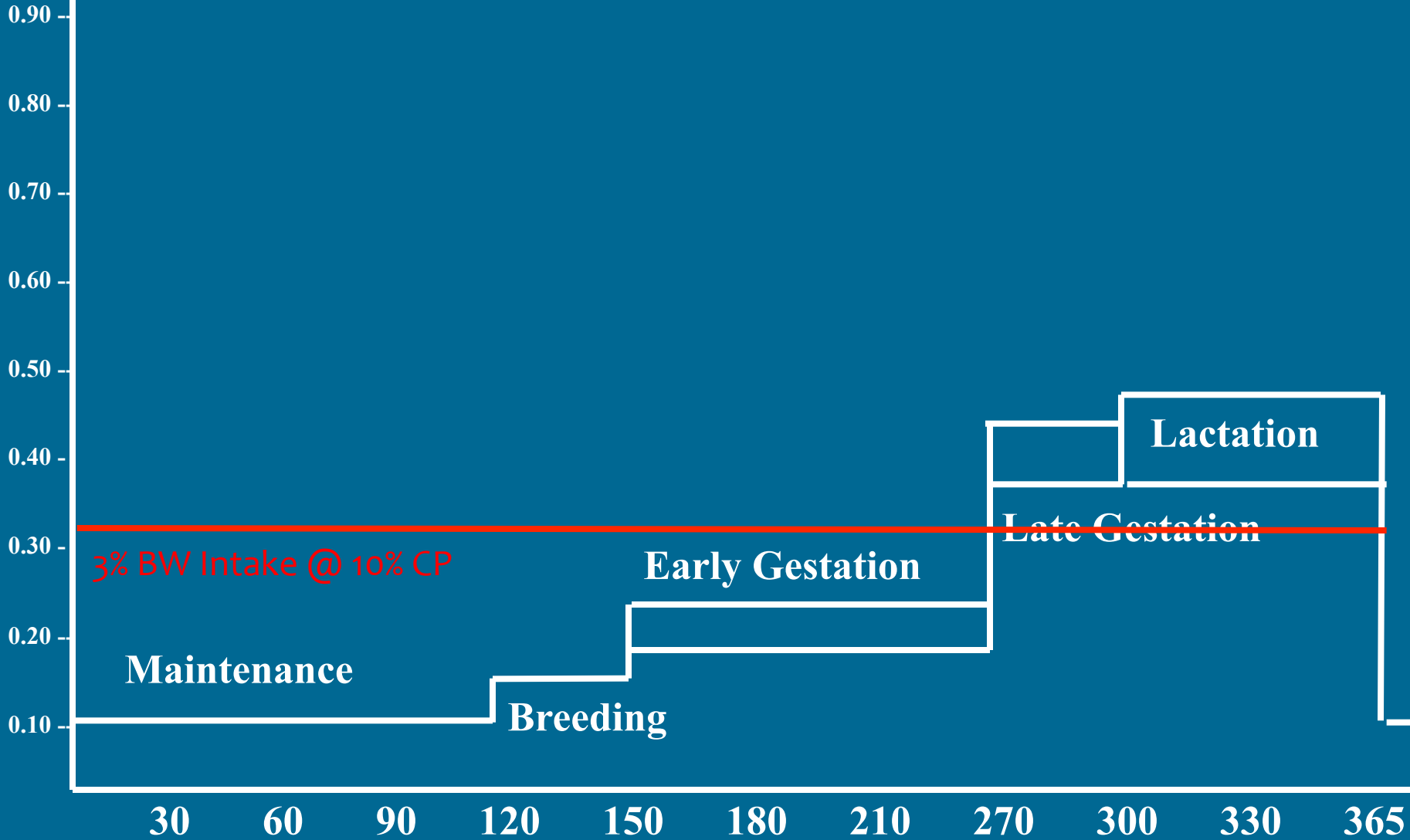


Forage Quality



#CP/day

Daily CP Requirements – 110 pound Breeding Ewes



How to Condition Score

Condition Score 1



Backbone

The bones form a sharp narrow ridge. Each vertebra can be easily felt as a bone under the skin. There is only a very small eye muscle. The sheep is quite thin (virtually unsaleable).

Short Ribs

The ends of the short ribs are very obvious. It is easy to feel the squarish shape of the ends. Using fingers spread 1cm apart, it feels like the fingernail under the skin with practically no covering.

Condition Score 2



Backbone

The bones form a narrow ridge but the points are rounded with muscle. It is easy to press between each bone. There is a reasonable eye muscle. Store condition- ideal for wethers and lean meat.

Short Ribs

The ends of the short ribs are rounded but it is easy to press between them. Using fingers spread 0.5cms apart, the ends feel rounded like finger ends. They are covered with flesh but it is easy to press under and between them.

Condition Score 3




Backbone

The vertebrae are only slightly elevated above a full eye muscle. It is possible to feel each rounded bone but not to press between them. (Forward store condition ideal for most lamb markets now. No excess fat).

Short Ribs

The ends of short ribs are well rounded and filled in with muscle. Using 4 fingers pressed tightly together, it is possible to feel the rounded ends but not between them. They are well covered and filled in with muscle.

Condition Score 4



Backbone

It is possible to feel most vertebrae with pressure. The back bone is a smooth slightly raised ridge above full eye muscles and the skin floats over it.

Short Ribs

It is only possible to feel or sense one or two short ribs and only possible to press under them with difficulty. It feels like the side of the palm, where maybe one end can just be sensed.

Condition Score 5



Backbone

The spine may only be felt (if at all) by pressing down firmly between the fat covered eye muscles. A bustle of fat may appear over the tail (wasteful and uneconomic).

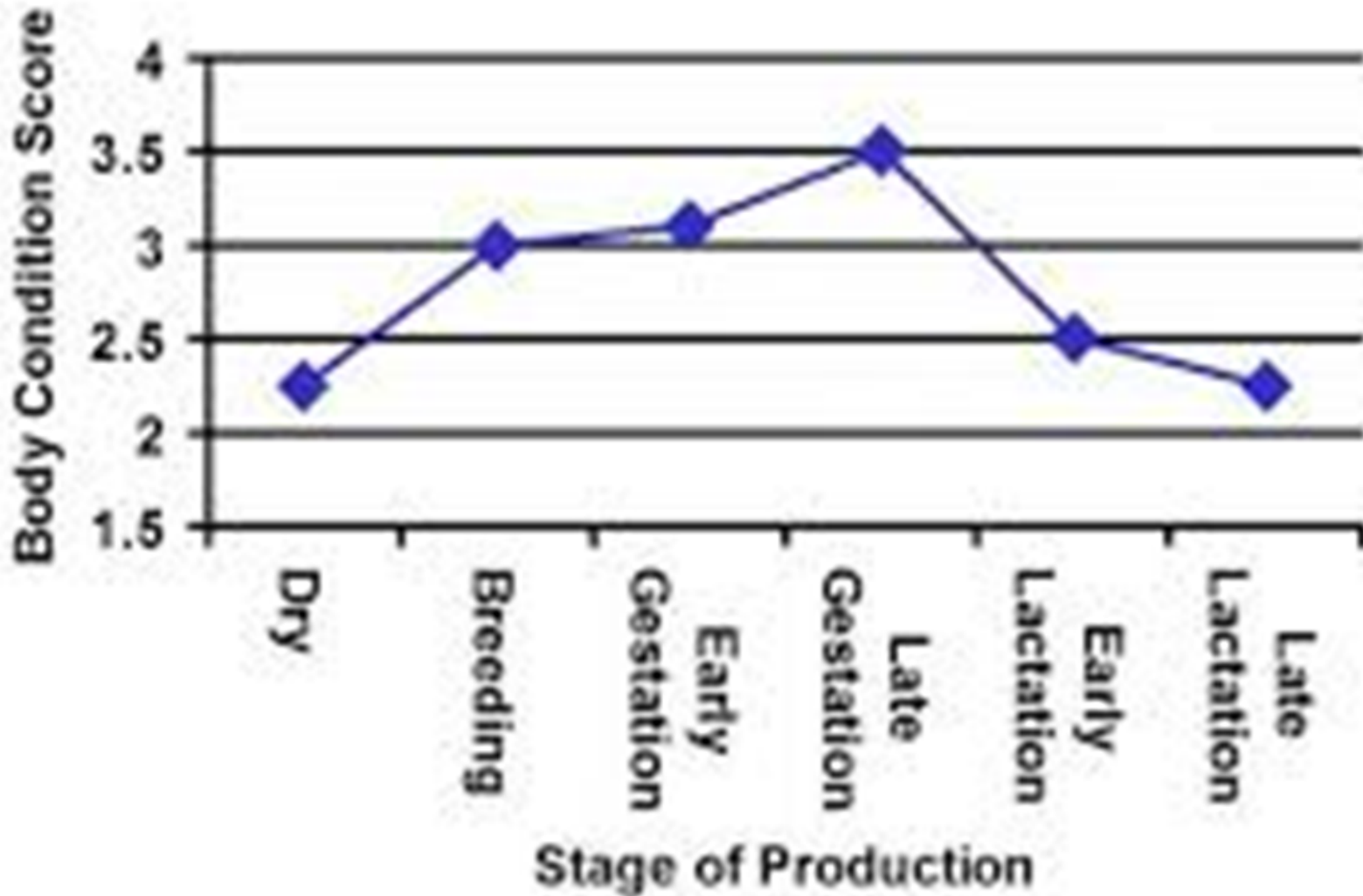
Short Ribs

It is virtually impossible to feel under the ends as the triangle formed by the long ribs and hip bone is filled with meat and fat. The short rib ends cannot be felt.

Body Condition Scoring



Target Body Condition Score



Size Matters



Not All Hair Sheep are Created Equal



© 1999 Oklahoma State University
Provided by Mr P J Cilliers



Supplied by: Royal White Sheep Association



Buy Rams with EBVs

**Growth
Potential**

**Milk
Production**



**Reproductive
Rate**

**Parasite
Resistance**

How Much Stock Can My Pasture Support?

- ◉ 50 Acre Ranch - Example
 - ◉ If, 25 Acres to the Animal Unit
 - ◉ 1 cow per Animal Unit = 2
 - ◉ 8 sheep per Animal Unit = 16

Table 1. Animal Unit Equivalents (AUE).

Kind and class of livestock	Approximate AUE*	No. of head per AU
Hair Sheep, 80-lb. ewe	.12	8
Hair Sheep, 40-lb. weaned lamb	.06	17
Hair Sheep, 125-lb. ram	.17	6
Goat, 100-lb. doe	.15	7
Goat, 45-lb. weaned kid	.07	14
Goat, 180-lb. buck	.24	4
Cattle, 500-lb. stocker calf	.6	1.7
Cattle, 1,000-lb. cow	1	1
Cattle, 1,800-lb. bull	1.7	.6

Manure Management

⊙ Predictor of Diet Quality

1. Small, Hard Dry Pellets
2. Large, Soft, Moist Pellets
3. Cluster of Pellets
4. Clumpy Feces
5. Loose Liquid Feces



Pasture Management

- ⦿ Native Range or Improved Perennials
 - ⦿ Take Half; Leave Half
 - ⦿ WebSoil Survey - NRCS
- ⦿ Annual Forage Crops
 - ⦿ Winter Cereals
 - ⦿ Wait until 6” or taller
 - ⦿ Rest & Rotate or Limit Graze
 - ⦿ Mg Mineral Supplement
 - ⦿ Hay Grazer
 - ⦿ Wait until 6” or taller
 - ⦿ Don't Turn Out Hungry
 - ⦿ Supplement Grain or Hay
 - ⦿ Watch for Prussic Acid Poisoning, after plant stress

Year Round Lambing

⦿ Pros

- ⦿ Low Breeding Management
- ⦿ Continues Cash Flow
- ⦿ Reduces Risk

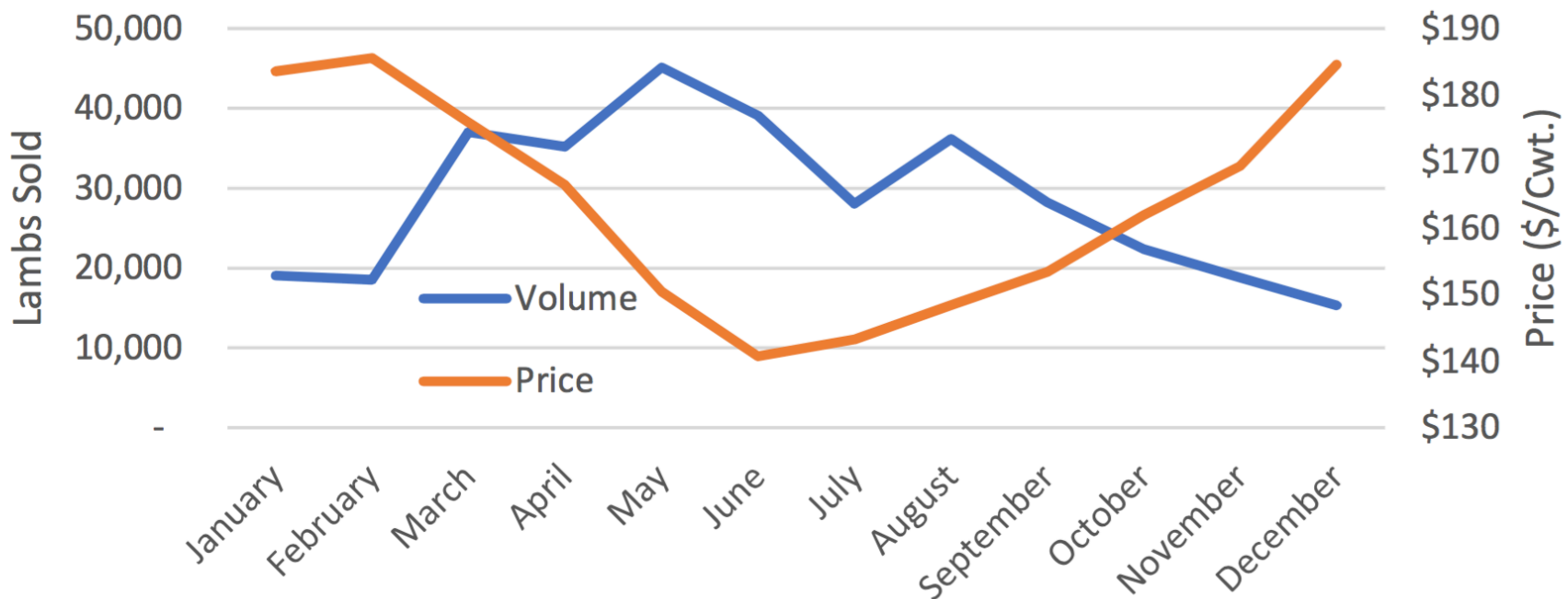
⦿ Cons

- ⦿ Predator Control
- ⦿ Parasite Control
- ⦿ Nutritional Management
- ⦿ Hard to Detect Issues



Seasonality of the Market

Figure 2a. San Angelo Hair Lamb Prices and Average Monthly Volume; 2010-2017.



Feed Resources: Quantity vs Quality



\$0.23



\$0.30



\$0.14

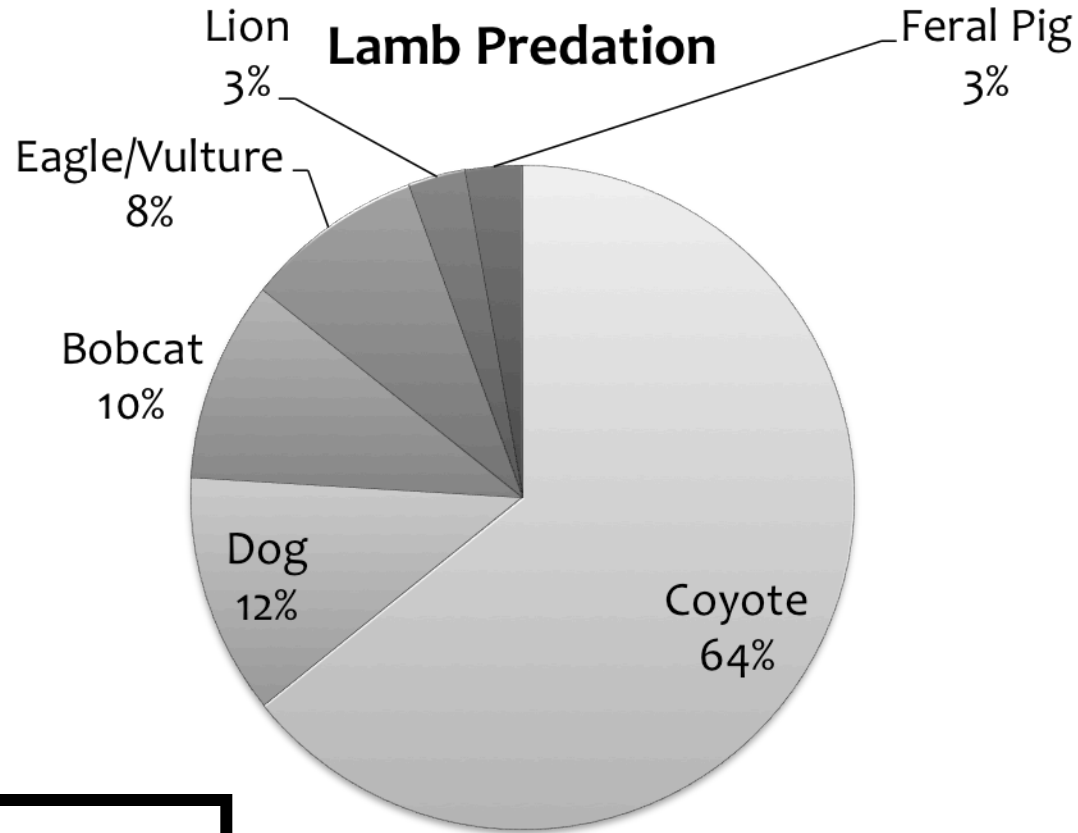


\$0.44



\$0.11

Texas Stats – 2015 USDA APHIS



10% of Lamb Crop
3% of Adult Ewe Flock
\$10 Million Loss

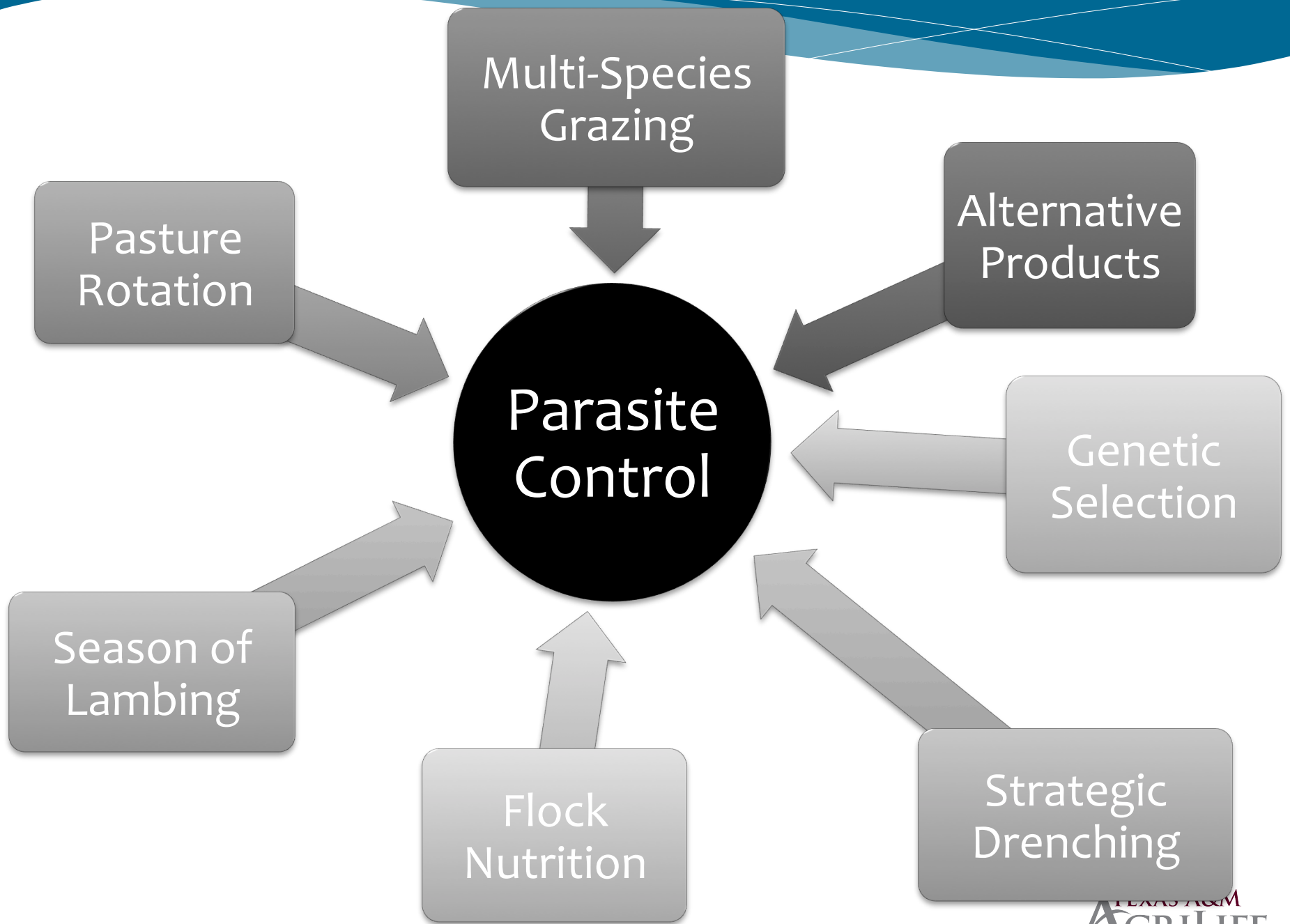
```
graph TD; GA[Guardian Animals] --> PC((Predator Control)); F[Fencing] --> PC; LR[Lethal Removal] --> PC;
```

Predator Control

Guardian
Animals

Fencing

Lethal
Removal



Summary

What's Your Business Management Plan?

- ◉ Feed Resources
- ◉ Predators
- ◉ Parasites

Questions

R. Reid Redden, PhD
Asst. Professor & Sheep & Goat Specialist
325.657.7324
reid.redden@ag.tamu.edu
[@TAMUSheepandGoats](https://twitter.com/TAMUSheepandGoats)

